



BLAC INC. 550 Series Control Manifold reduces potential leak sources through its All-in-One design.

The 550 Series provides the normal control capabilities using a servo or proportional valve along with other control functionality within a single manifold. The 550 Series is available in a design that integrates with emergency shutdown.


Since 1990, BLAC INC. has provided consistent reliability through product strength and durability that far surpasses the competition. Wide functionality includes the ability to be used in virtually any application or environment with considerable options available. BLAC INC. delivers by balancing a flexible design while meeting budgetary concerns.

550 Series Features

- All-in-One single manifold design eliminates the potential leak points found in multi-manifold hydraulic control systems
- Servo or Proportional control options
- Auto–Manual hand valve to operate the system automatically from the control room or lock out servo/proportional control for manual operation
- Manual directional control hand valve to locally move the valve open and closed
- Hand valve locking hasps optional
- Cylinder bypass manual isolation valves
- Jog Function option to remotely move the valve open and closed using solenoids

550 Series Integration

- Implement in new or existing hydraulic control unit (HCU)
- 550 Series design for single accumulator may be used for services not requiring emergency shutdown (ESD) functionality
- Both single accumulator design and 550 Series design for ESD include Jog Function option
- Integrates with ESD (typically 2oo2 or 2oo3 voting option) via ports at the rear of the manifold



550 Series for Single Accumulator


Gauges for Cylinder Open/Close, Lock in Place and Accumulator Oil Pressure

Servo or Proportional Lock in Place Logic Valves

Gauge/PT Iso/Bleed, Check and Relief Valves

Hand Valves for Auto and Manual Directional Control Operation


Cylinder Open and Close Ports



550 Series for System with ESD


550 Series Manifold Design with ESD Integration

Left/Front View



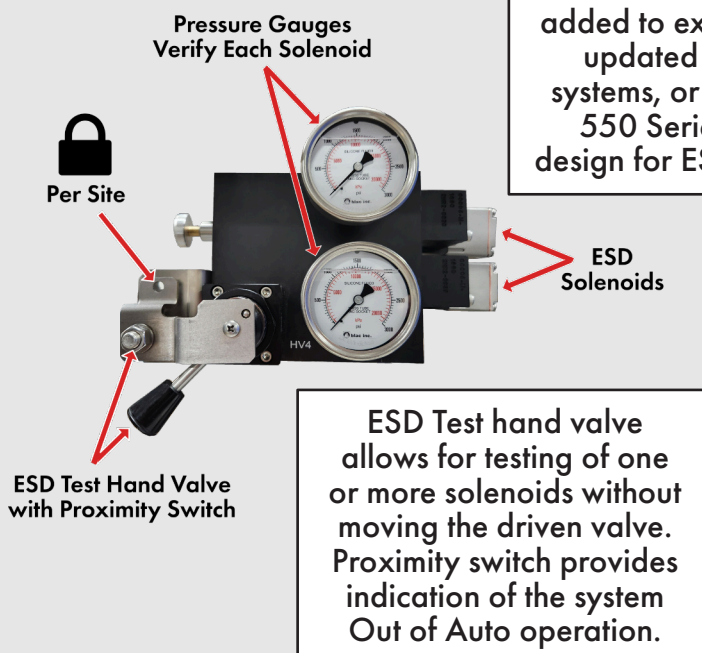
The 550 Series manifold design includes ESD logic valves and ports for integration with a new or existing ESD manifold.

Front/Right View



Emergency Shutdown Manifolds

2002 ESD Manifold



ESD manifolds may be added to existing systems, updated on existing systems, or used with the 550 Series manifold design for ESD integration.

2003 ESD Manifold

